



Queen Mary 2 Deck Plans

10 May 2015 (M505) - 3 January 2016 (M602)

Stateroom Category

Grand Duplexes

Aft High Deck 9 **Q1**

Duplexes & Suites

Forward/Aft High Decks 9,10 **Q2**

Royal Suites +

Forward High Deck 10 **Q3**

Penthouse

Midships/Aft High Decks 9,10 **Q4**

Queens Suites

Midships High Decks 9,10,11 **Q5**

Forward High Decks 9,10 **Q6**

Midships High Decks 8,9 **Q7**

Princess Suites

Midships High Deck 10 **P1**

Forward High Deck 10 **P2**

Club Balcony

Midships High Deck 12 **A1**

Forward High Deck 12 **A2**

Balcony

Midships High Deck 11 **BB**

Midships High Decks 8,11 **BC**

Forward High Decks 8,11,12 **BF**

Balcony (sheltered)

Midships Low Decks 4,5,6 **BU**

Midships Low Decks 4,5,6 **BV**

Aft Low Decks 4,5,6 **BY**

Forward Low Decks 4,5,6 **BZ**

Balcony (obstructed view)†

Midships High Deck 8 **DB**

Midships High Deck 8 **DC**

Forward High Deck 8 **DF**

Oceanview

Forward/Aft Low Decks 4,5,6 **EF**

Atrium View Inside

Midships Low Decks 5,6 **HB**

Standard Inside

Midships High Deck 10 **IA**

Midships High Deck 10 **IB**

Midships Low Decks 5,6 **IC**

Midships High Decks 11,12 **IE**

Forward/Aft High Decks 9,10 **IF**

Forward Low Decks 4,5,6 **IF**

Forward High Decks 11,12 **IF**

Key to symbols

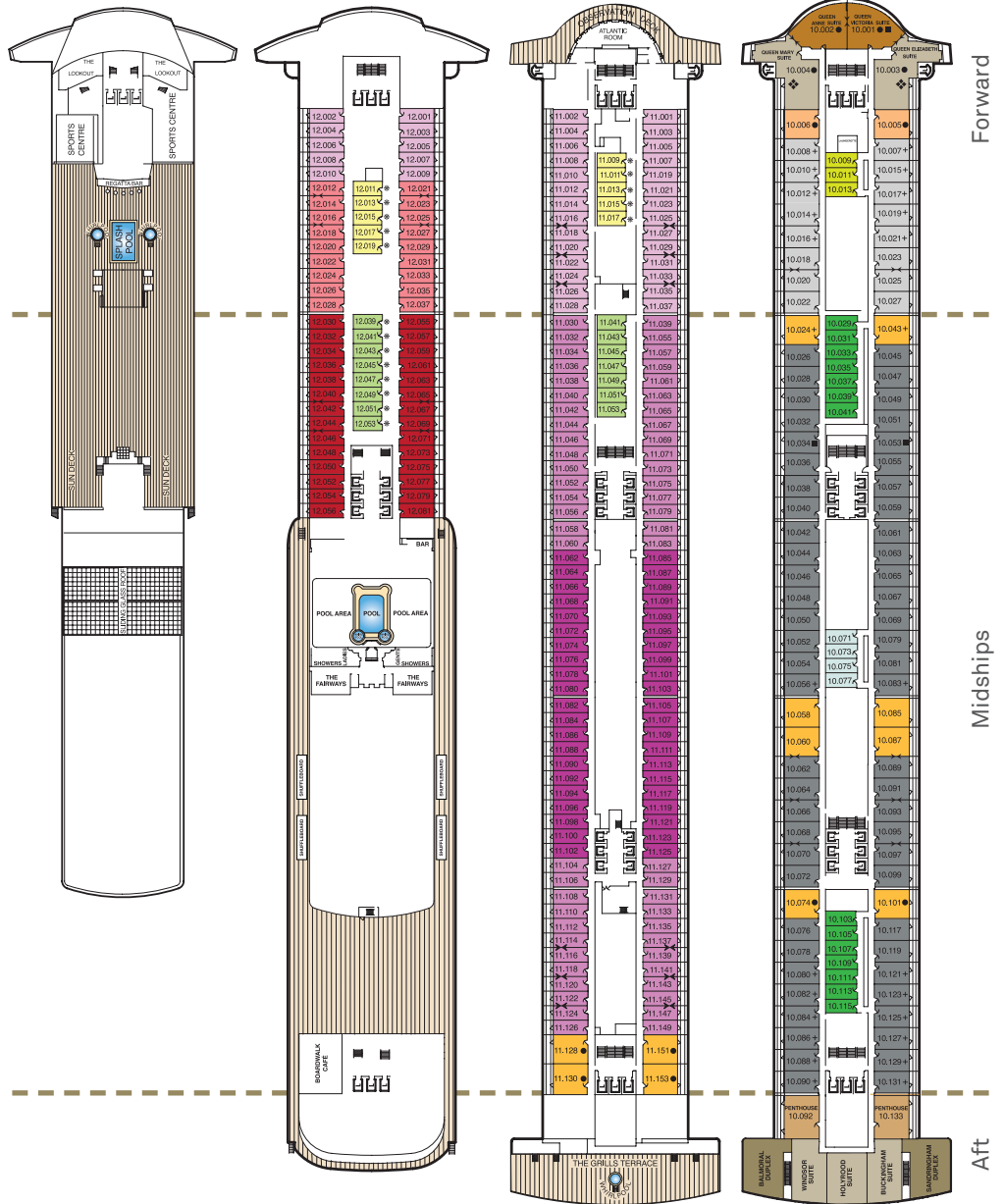
- L Lift
- ↔ Connecting staterooms
- + 3rd berth is a single sofa bed
- 3rd & 4th berth is a double sofa bed
- * 3rd & 4th berths are two upper beds
- † Staterooms have views obstructed by lifeboats
- Wheelchair accessible (stateroom sizes vary)
- ◆ Single level Q2 Suite
- ◆ Royal Suites do not have a balcony

Deck 13

Deck 12 (High)
(Staterooms
12.001-12.081)

Deck 11 (High)
(Queens Suites,
Staterooms
11.001-11.153)

Deck 10 (High)
(Grand Duplexes/
Duplexes, Royal,
Queens & Princess Suites,
Penthouses & Staterooms
10.001-10.133)



Ship facts

Entered Service: 2004	Passenger Capacity: 2,620
Refit: November 2011	No of Crew: 1,253
Country of Registry: Bermuda	Length: 1,132 feet
Speed: 28 knots	Width: 131 feet
Gross Tonnage: 151,400 GRT	Draft: 32 feet



Queen Mary 2 Deck Plans

10 May 2015 (M505) - 3 January 2016 (M602)

Stateroom Category

Grand Duplexes

Aft High Deck 9 **Q1**

Duplexes & Suites

Forward/Aft High Decks 9,10 **Q2**

Royal Suites +

Forward High Deck 10 **Q3**

Penthouse

Midships/Aft High Decks 9,10 **Q4**

Queens Suites

Midships High Decks 9,10,11 **Q5**

Forward High Decks 9,10 **Q6**

Midships High Decks 8,9 **Q7**

Princess Suites

Midships High Deck 10 **P1**

Forward High Deck 10 **P2**

Club Balcony

Midships High Deck 12 **A1**

Forward High Deck 12 **A2**

Balcony

Midships High Deck 11 **BB**

Midships High Decks 8,11 **BC**

Forward High Decks 8,11,12 **BF**

Balcony (sheltered)

Midships Low Decks 4,5,6 **BU**

Midships Low Decks 4,5,6 **BV**

Aft Low Decks 4,5,6 **BY**

Forward Low Decks 4,5,6 **BZ**

Balcony (obstructed view)†

Midships High Deck 8 **DB**

Midships High Deck 8 **DC**

Forward High Deck 8 **DF**

Oceanview

Forward/Aft Low Decks 4,5,6 **EF**

Atrium View Inside

Midships Low Decks 5,6 **HB**

Standard Inside

Midships High Deck 10 **IA**

Midships High Deck 10 **IB**

Midships Low Decks 5,6 **IC**

Midships High Decks 11,12 **IE**

Forward/Aft High Decks 9,10 **IF**

Forward Low Decks 4,5,6 **IF**

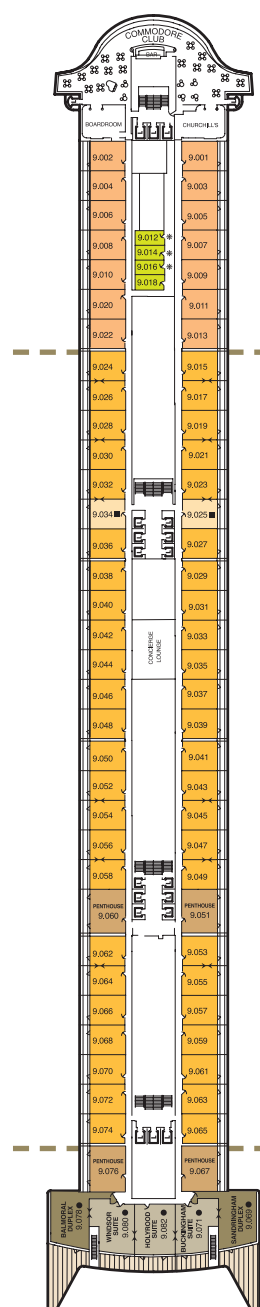
Forward High Decks 11,12 **IF**

Forward Low Decks 4,5,6 **IF**

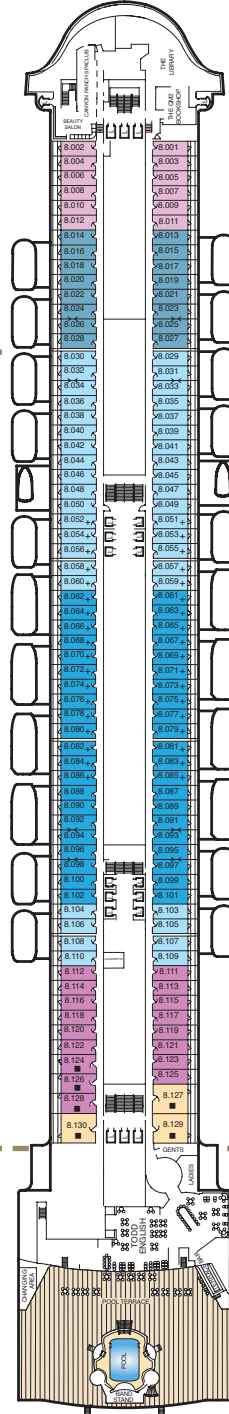
Key to symbols

- L Lift
- Connecting staterooms
- + 3rd berth is a single sofa bed
- 3rd & 4th berth is a double sofa bed
- * 3rd & 4th berths are two upper beds
- † Staterooms have views obstructed by lifeboats
- Wheelchair accessible (stateroom sizes vary)
- ◆ Single level Q2 Suite
- ◆ Royal Suites do not have a balcony

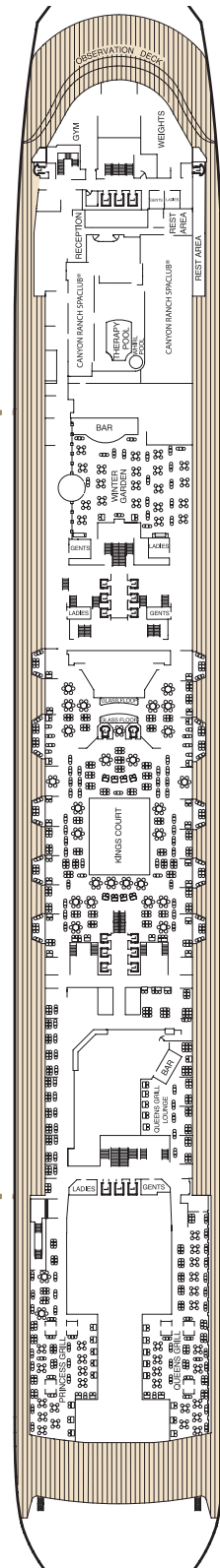
Deck 9 (High)
(Grand Duplexes/Duplexes,
Penthouses, Queens Suites
& Staterooms 9.001-9.082)



Deck 8 (High)
(Queens Suites &
Staterooms 8.001-8.130)



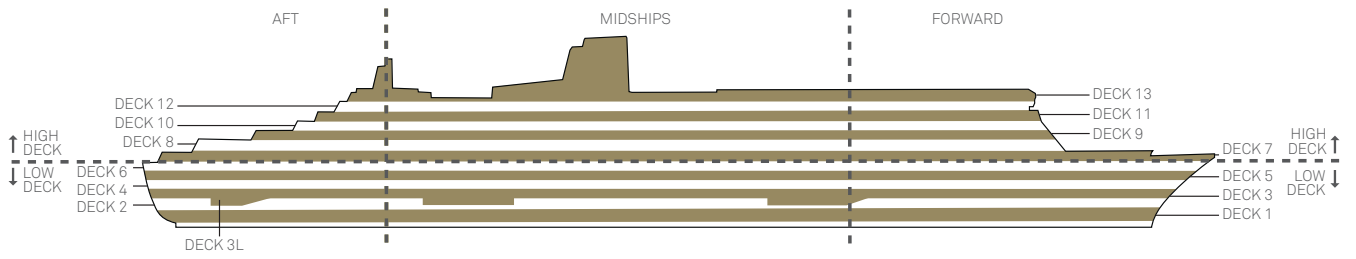
Deck 7



Forward

Midships

Aft



Deck 6 (Low)
(Staterooms 6.001-6.304)

Deck 5 (Low)
(Staterooms 5.001-5.269)

Deck 4 (Low)
(Staterooms 4.001-4.225)

Deck 3 & 3L

Deck 2 & 3L

